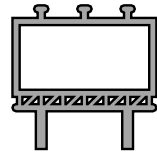


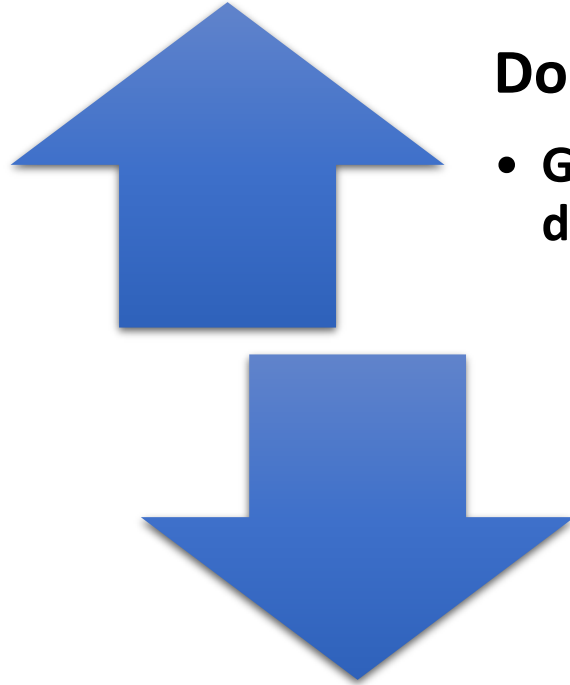
# **LISTENING IN LECTURE**

## **Do's and Don'ts**



# LISTENING IN LECTURE

## Do's and Don'ts



### Do

- Get your mind in the right space by doing your assignments.


### Don't

- Forget to do assigned readings and assignments before class.



# LISTENING IN LECTURE

## Do's and Don'ts



### Do

- Get yourself in the right space by sitting towards the front of the room where you can make eye contact with the professor.

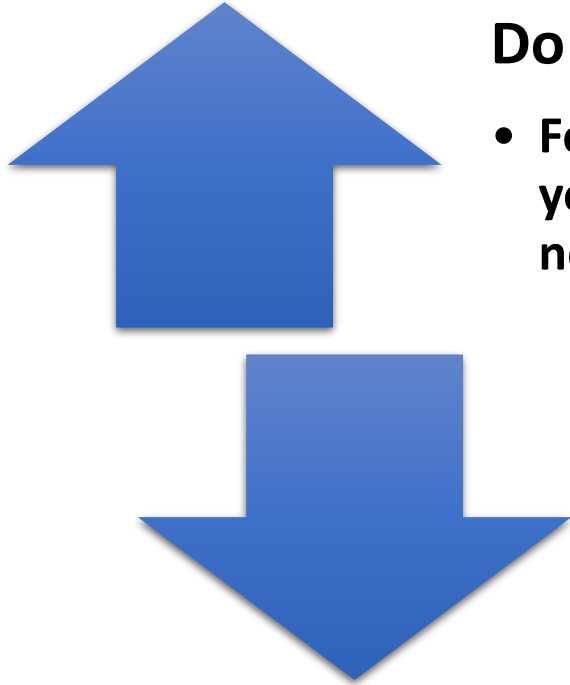
### Don't

- Sit in the back row and avoid eye contact with the professor.



# LISTENING IN LECTURE

## Do's and Don'ts



### Do

- Focus on what is being said. Clear your mind and keep quiet. Listen for new ideas. Question the material.

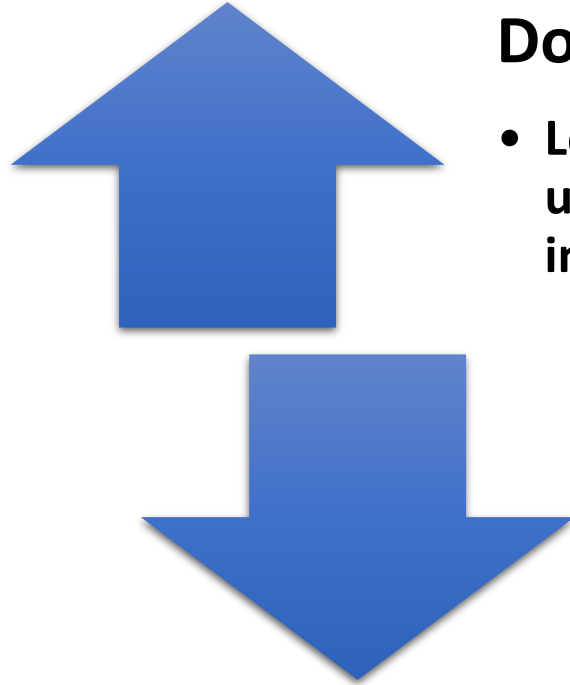
### Don't

- Forget to turn off and put away your cell phone and close all applications/webpages on your laptop (if you use one to take notes).



# LISTENING IN LECTURE

## Do's and Don'ts



### Do

- Learn what signals your professor uses to tell you what concepts are important.

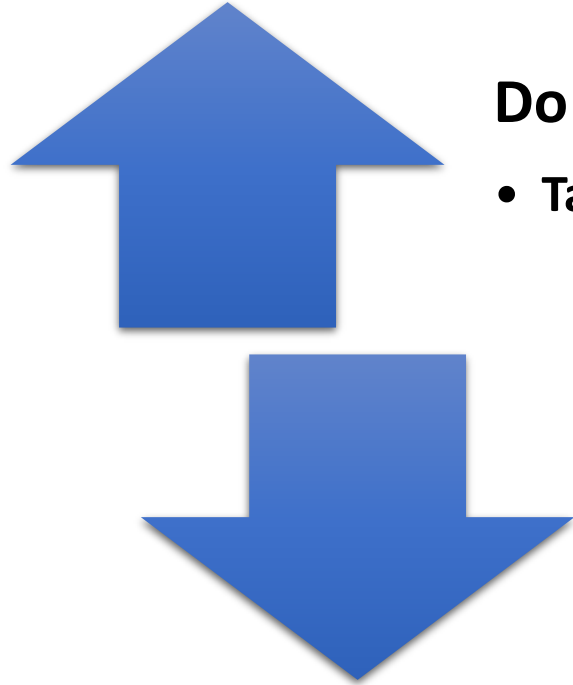
### Don't

- Be surprised when this material shows up on your next test, quiz, or assignment!



# LISTENING IN LECTURE

## Do's and Don'ts



### Do

- Take good notes.

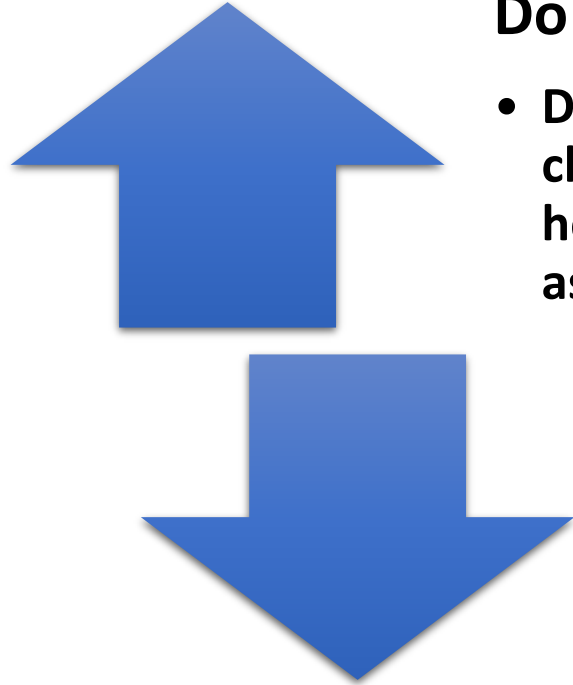
### Don't

- Daydream, think of what you are doing after class, passively listen to lecture or not take notes.



# LISTENING IN LECTURE

## Do's and Don'ts



### Do

- **Decide what is important, what is clear and what is confusing. This helps you organize your notes and ask better questions!**

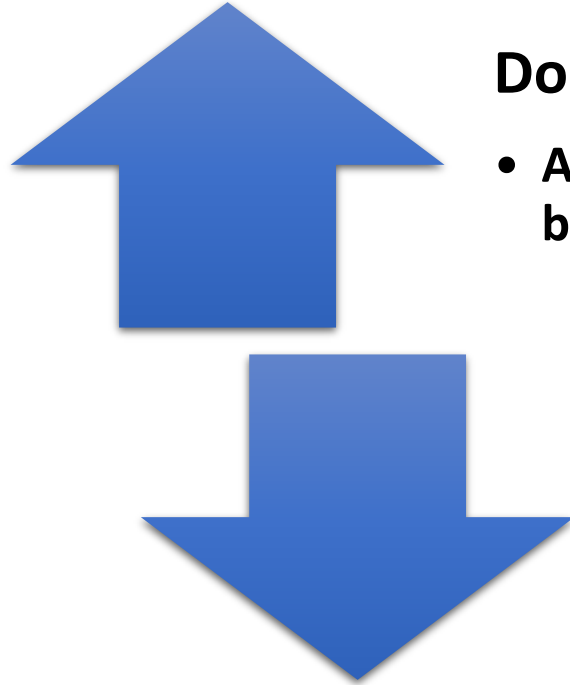
### Don't

- Write down everything the professor says or tune out when you do not understand the material.



# LISTENING IN LECTURE

## Do's and Don'ts



### Do

- Ask questions. This will help you to better understand the material.

### Don't

- Be afraid to ask questions. If you do not ask, you will not learn.

