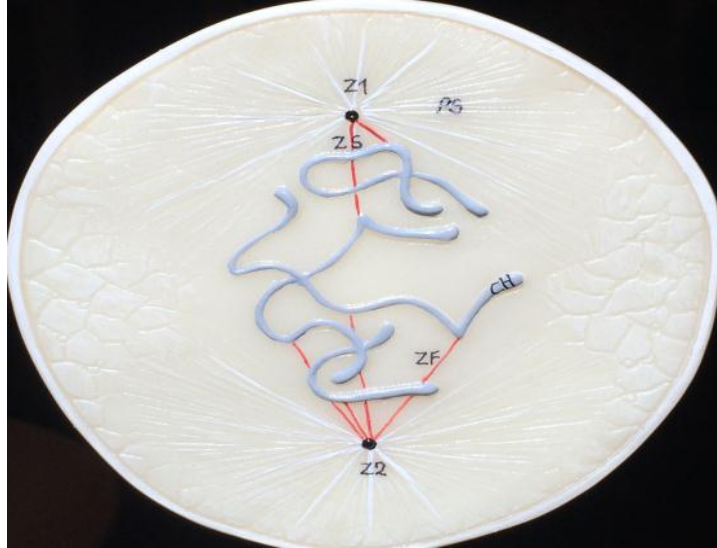


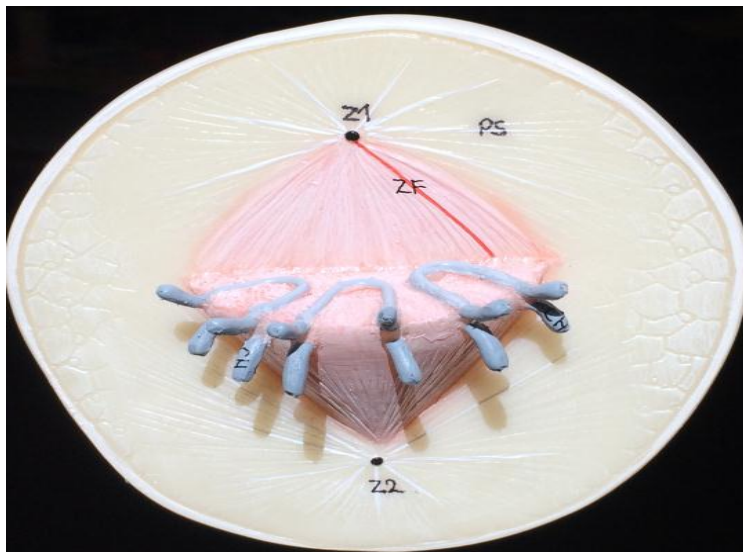
**Mitosis Model Key:** For the audio version of the file, click this link: [Mitosis Model Audio](#)



**Prophase**

**Model 1:** Chromatin condenses into chromosomes in the nucleus (K). Nucleolus (N, red) still present, Spindle apparatus (Z1, Z2) forms.

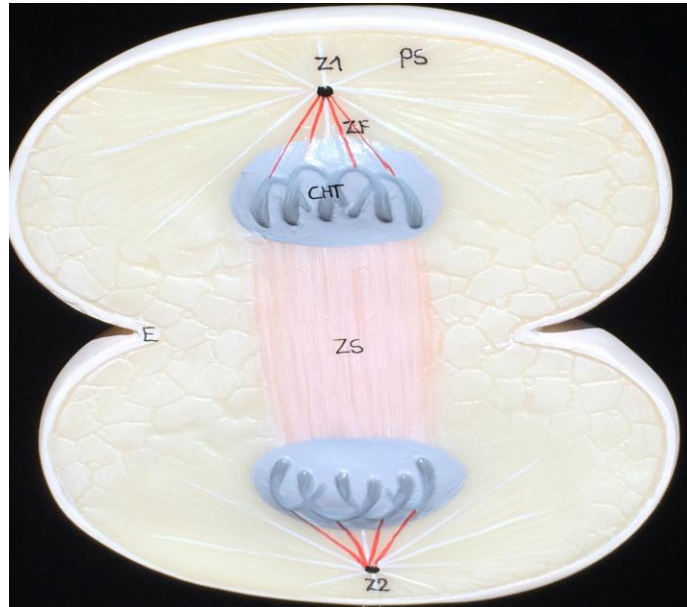
**Model 3:** Nuclear membrane disappears, nucleolus disappears, centrosomes (PS) on opposite poles of cell, chromosomes (CH) attach to spindle apparatus and begin migrating to metaphase plate (shown)



**Metaphase**

**Model 4:** Chromosomes (CH) line up on metaphase plate at the center of the cell (shown)

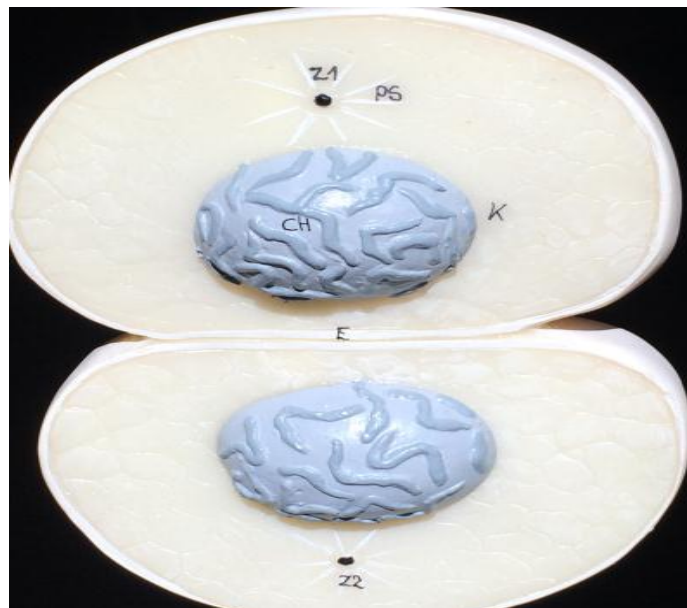
## Mitosis Model Key:



### Anaphase

#### Model 5:

Centromere on chromosomes (CH) split to begin anaphase. Spindle (Z1, Z2) contracts and moves sister chromatids (chromosomes) to opposite poles of the cell



### Telophase

#### Model 8:

Chromosomes reach opposite poles and clump; events of prophase are reversed (nuclear membrane reforms, nucleolus reforms, chromosomes de-condense, spindle apparatus disappears); cytokinesis (Division of the Cell is completed)