



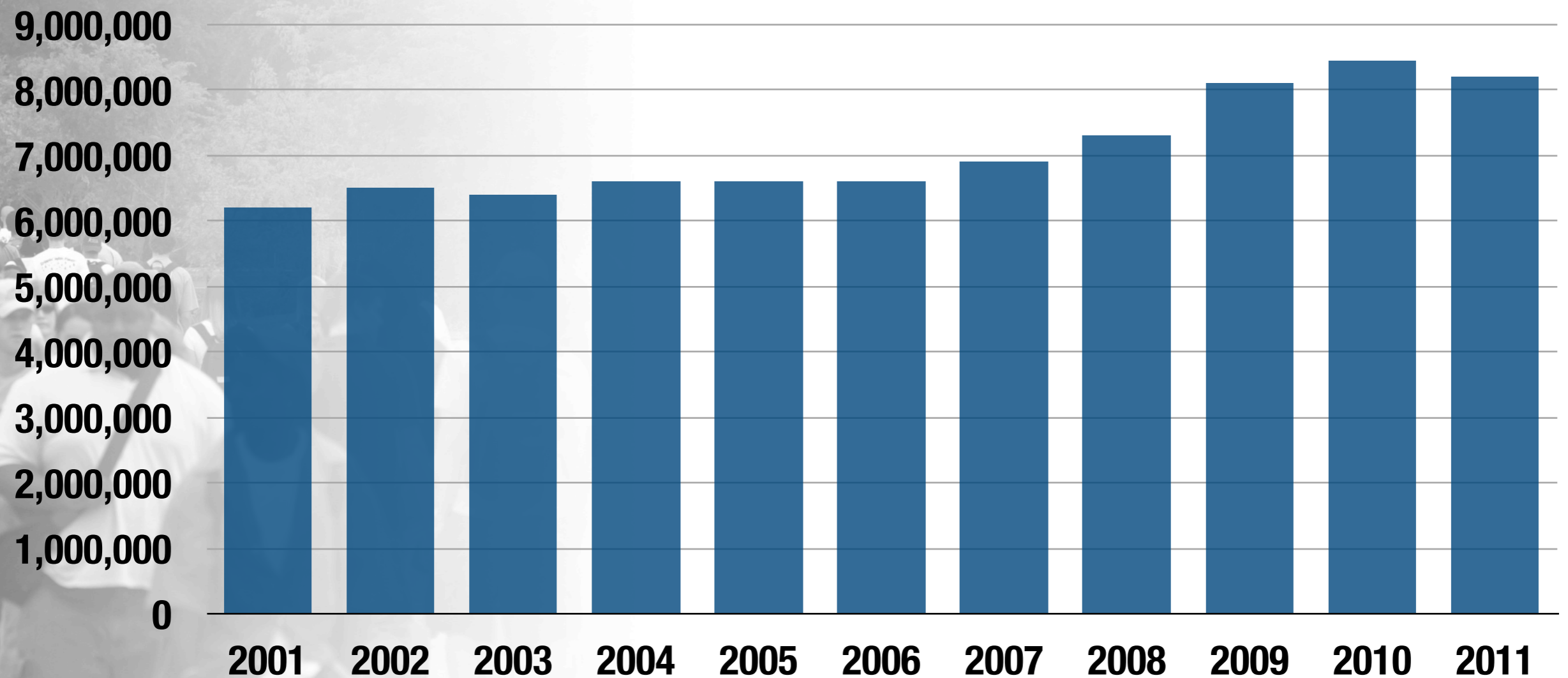
# Enrollment Report

Our Enrollment Picture for the Fall 2012 Semester

TCC Board of Trustees Workshop  
September 17, 2012

# Community College Enrollment

National Trend in Community College Enrollment: 2001-2011



Sources: AACCC and National Student Clearinghouse

# Community College Enrollment

Community College Enrollment in Florida Trending Lower

## Surge at Tampa Bay community colleges ends

By [Jodie Tillman](#), Times Staff Writer  
In Print: Sunday, September 9, 2012

[Facebook](#)

0

[Tweet](#)

21

[+1](#)

0

[Email](#)

[Share](#)

21

Tampa Bay  
**Times**  
tampabay.com

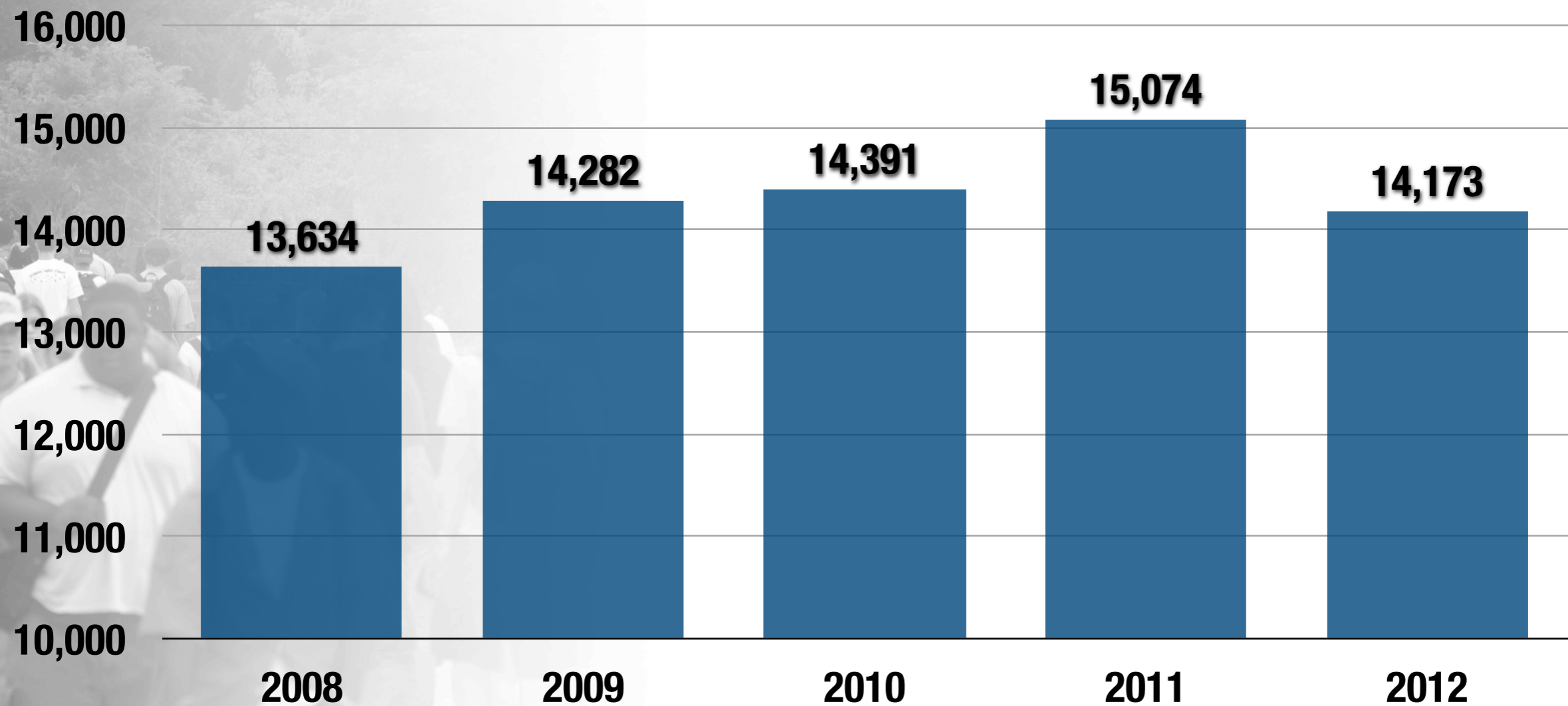


[Photos by DIRK SHADD | Times]

challenges may explain declines in enrollment and credit hours.

# TCC Enrollment

College Enrollment Over the Past Five Years: 2008-2012



Source: TCC Office of Institutional Effectiveness, Census Day Enrollment Report

# Fall 2011 vs. Fall 2012

Total Number of Students and Credit Hours Registered

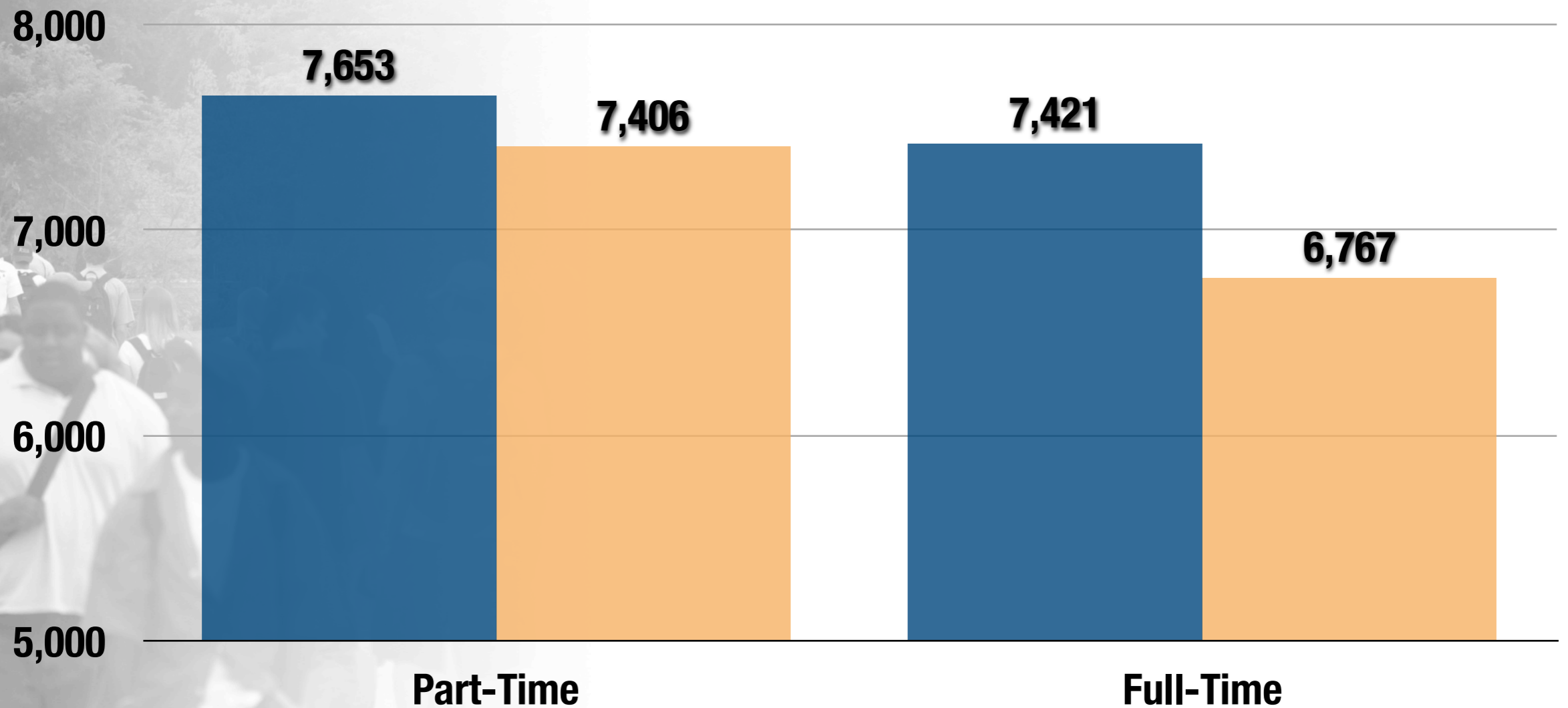
<b>Census Day</b>	<b>Fall 2011</b>	<b>Fall 2012</b>	<b>Difference</b>	<b>% Diff</b>
<b>Students</b>	15,074	14,173	892	-6.0%
<b>Credit Hours</b>	149,015	137,540	7,567	-7.7%

Source: TCC Office of Institutional Effectiveness, Census Day Enrollment Report

# Enrollment Status

Number of Full-Time and Part-Time Students

■ 2011    ■ 2012

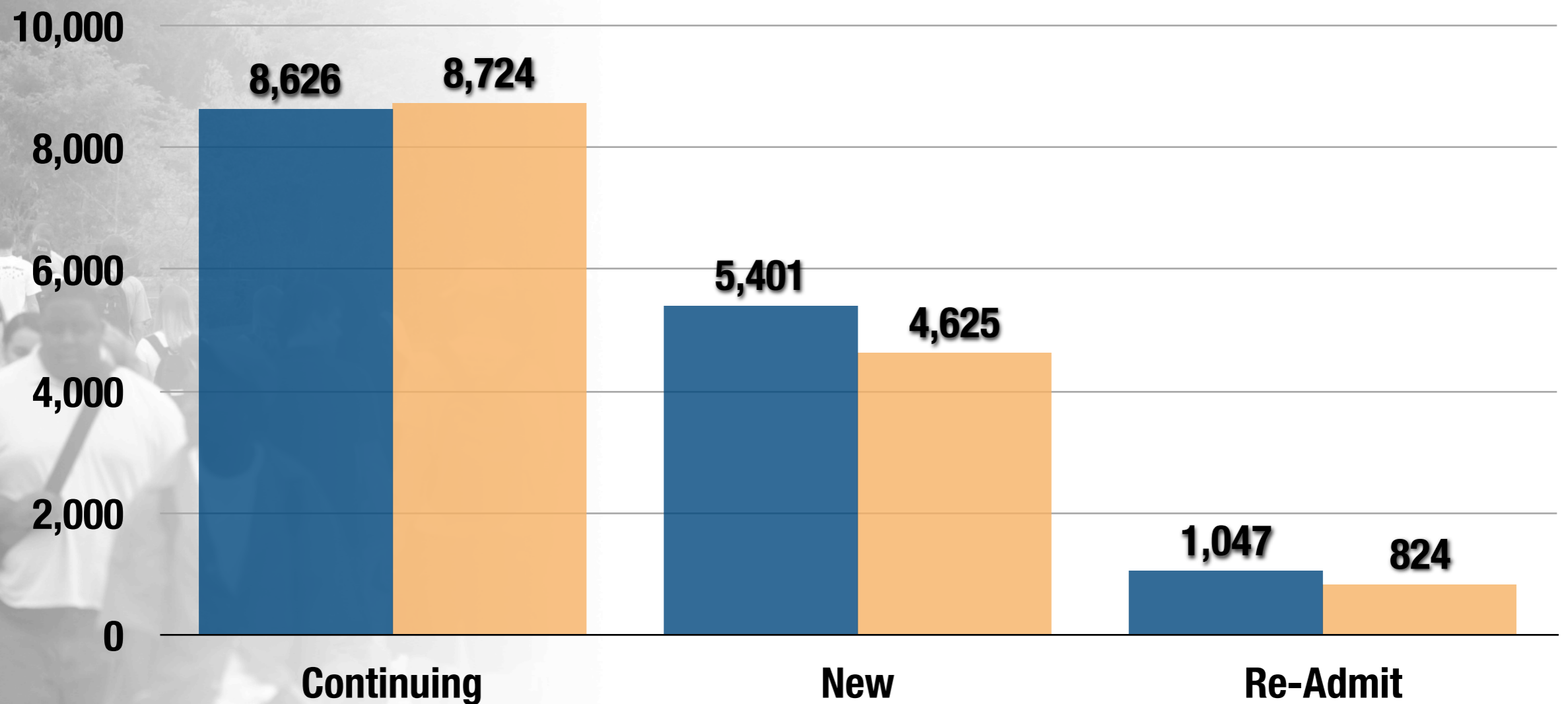


Source: TCC Office of Institutional Effectiveness, Census Day Enrollment Report

# Enrollment Status

Type of Students Enrolled in Credit Courses

■ 2011      ■ 2012

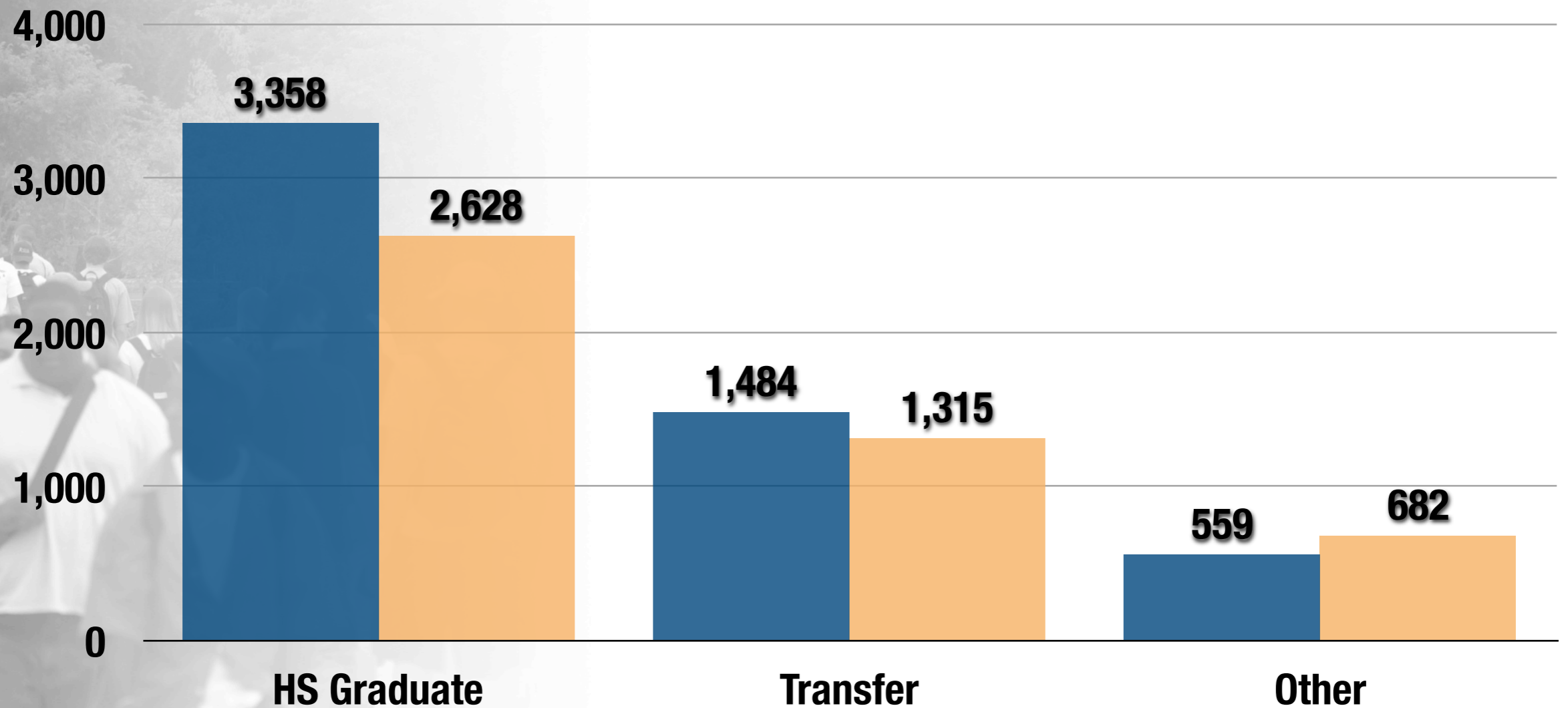


Source: TCC Office of Institutional Effectiveness, Census Day Enrollment Report

# Types of New Students

Type of New Students Enrolled in Credit Courses at TCC

■ 2011      ■ 2012

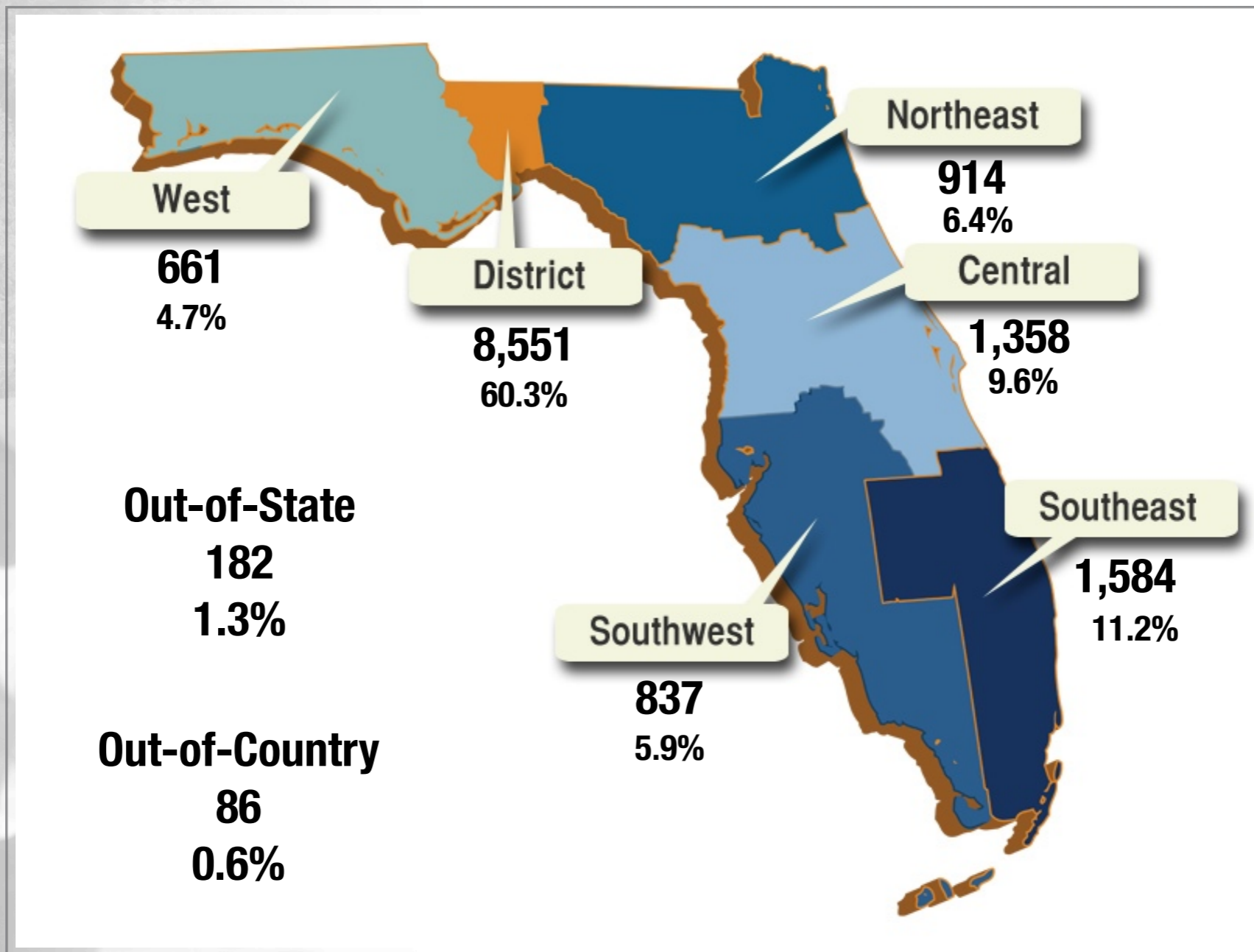


Source: TCC Office of Institutional Effectiveness, Census Day Enrollment Report



# Residency

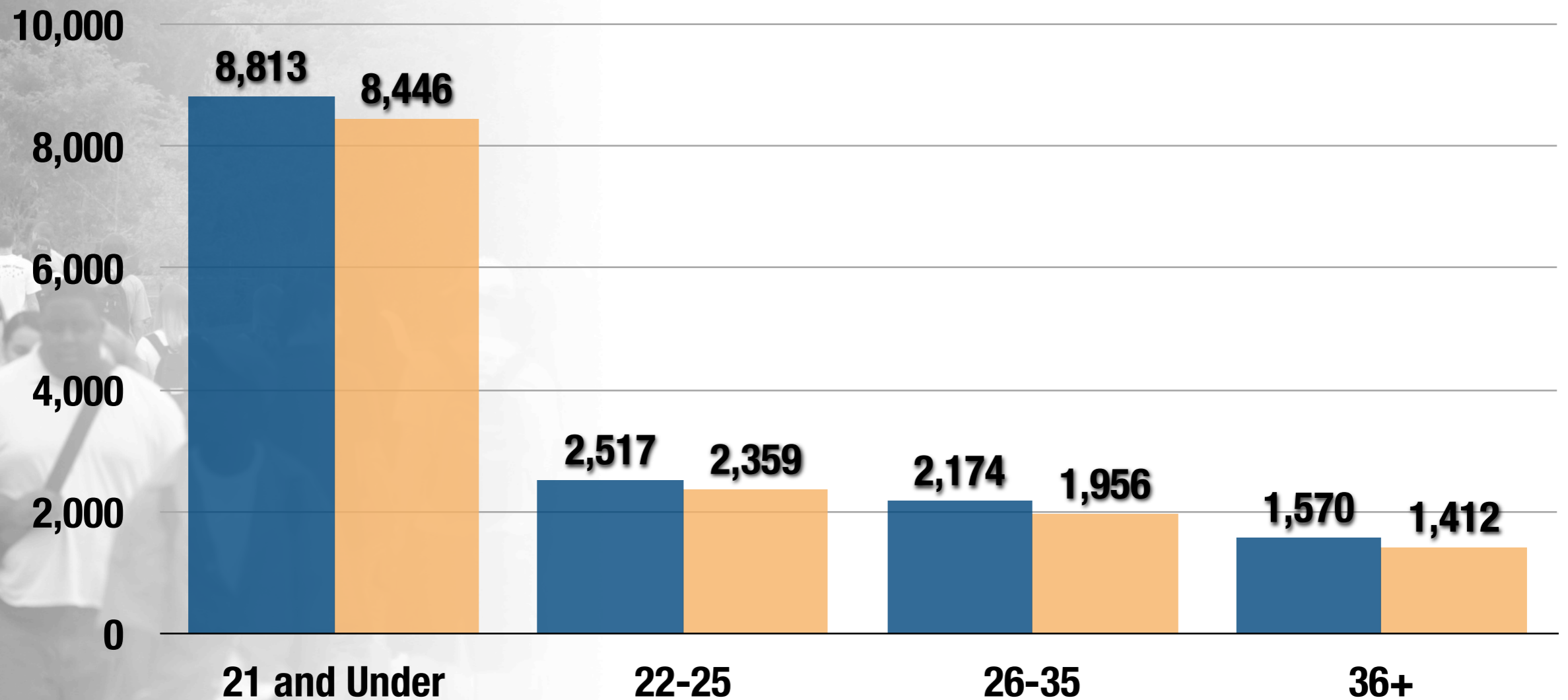
## Students by Area of Residency



# Age

## Comparison of Students Enrolled by Age

■ 2011      ■ 2012



Source: TCC Office of Institutional Effectiveness, Census Day Enrollment Report

# Distance Learning

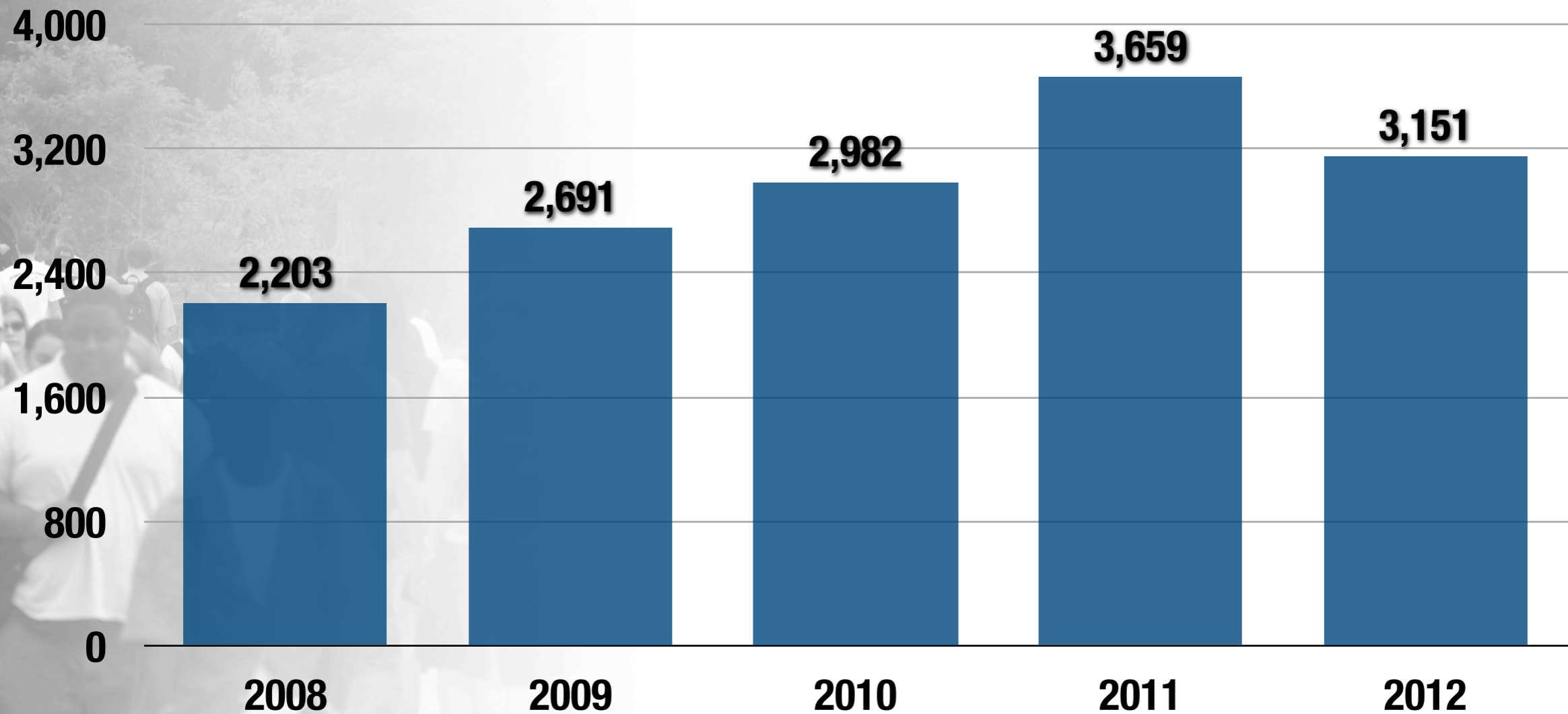
Number of Distance Learning Sections and Enrollments

<b>Census Day</b>	<b>Fall 2011</b>	<b>Fall 2012</b>	<b>Difference</b>	<b>% Diff</b>
<b>Sections</b>	172	176	4	2.3%
<b>Enrollments</b>	5,846	5,664	-182	-3.1%

Source: TCC Office of Institutional Effectiveness, Census Day Enrollment Report

# Distance Learning

Enrollment in Distance Learning Courses: 2008-2012



Source: TCC Office of Institutional Effectiveness, Census Day Enrollment Report

# Academic Division

Number of Credit Hours Enrolled by Academic Division

<b>Census Day</b>	<b>Fall 2011</b>	<b>Fall 2012</b>	<b>Difference</b>	<b>% Diff</b>
<b>Science and Math</b>	34,671	33,855	-816	-2.4%
<b>History and Social Science</b>	30,014	29,403	-611	-2.0%
<b>Communication and Humanities</b>	29,288	27,967	-1,321	-4.5%
<b>Academic Support</b>	27,664	21,220	-6,444	-23.3%
<b>Technology and Professional Programs</b>	23,833	21,343	-2,490	-10.4%
<b>Healthcare Programs</b>	3,545	3,752	207	5.8%

Source: TCC Office of Institutional Effectiveness, Census Day Enrollment Report

# State Employees

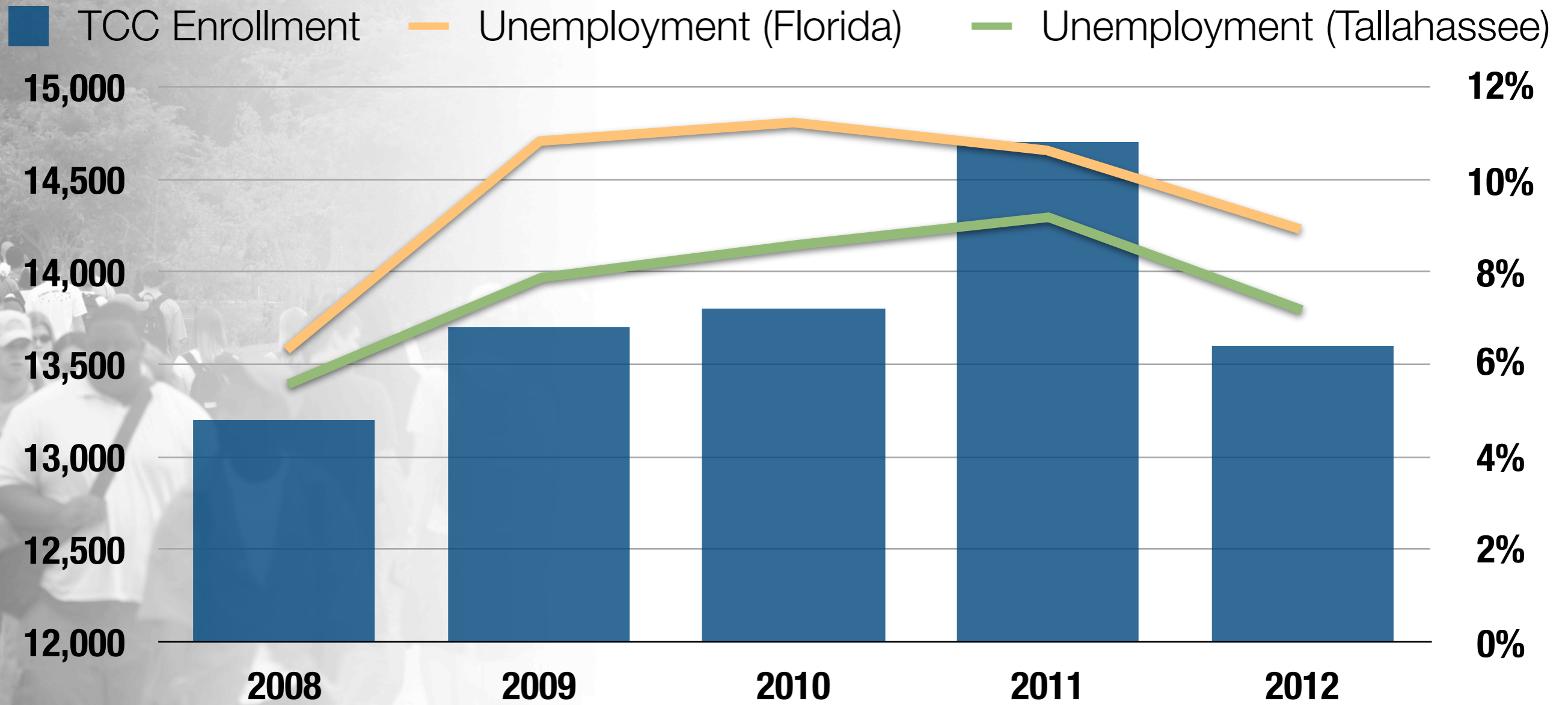
Number of State Employees Enrolled

Census Day	Fall 2011	Fall 2012	Difference	% Diff
Students	521	391	-130	-25.0%
Credit Hours	2,962	2,158	-804	-27.1%

Source: TCC Office of Institutional Effectiveness, Census Day Enrollment Report

# Enrollment and Unemployment

Inverse Relationship Between Enrollment and Unemployment Rate

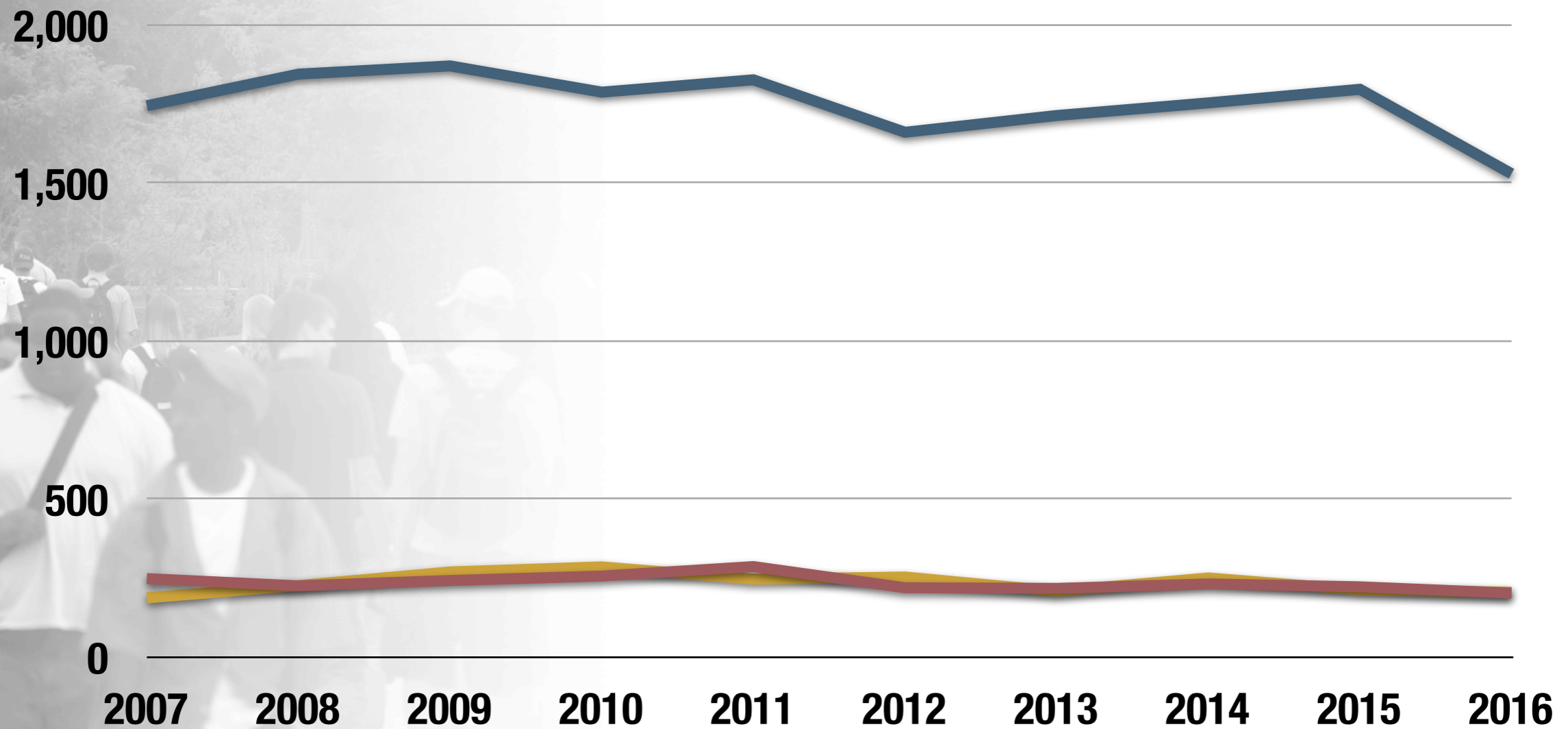


Source: TCC Office of Institutional Effectiveness, Day 0 Enrollment Report

# Projected HS Graduates

Projected HS Graduates in Our Service District

— Leon — Wakulla — Gadsden



Source: Florida Department of Education



# Summary

- Enrollment across the board is down slightly, even in distance learning courses
- Stable in number of continuing students
- More students enrolled part-time
- Factors contributing to TCC Fall 2012 enrollment:
  - ▶ Changes in local economy
  - ▶ Changes in financial aid regulations
  - ▶ Decrease in high school graduates within service district
  - ▶ Increased competition from for-profit institutions



# Summary

- Overall, nearly 40% of our students come from outside the College's tri-county service district
  - Largest drop from Southeast Florida, our largest source outside the service district
- Slight decline in percentage of students receiving financial aid, with increase in amount awarded

# Efforts to Increase Enrollment

- Retain current students
- Attract more nontraditional students
- Increase our outreach to targeted groups



# Efforts to Increase Enrollment

Our records indicate you have been awarded financial aid, but you have not registered for TCC Fall classes. To secure the best schedule possible, consider registering today.

If you were awarded loans and you are a new student, complete your Master Promissory Note and Entrance Counseling at [www.studentloans.gov](http://www.studentloans.gov). Returning students with loans must complete the entrance counseling each year for your loans to defer tuition and fees.

**Admission holds – contact (850) 201-8555**

**Financial Aid questions – contact (850) 201-8399**

**Don't let time run out on you.  
Avoid waiting in line by registering today.**

Tallahassee Community College  
444 Appleyard Drive  
Tallahassee, FL 32304

NON-PROFIT  
ORGANIZATION  
U.S. POSTAGE  
**PAID**  
TALLAHASSEE, FL



**Time is running out to register for Fall classes at TCC.  
You have financial aid. Do you plan to register?**

# Efforts to Increase Enrollment

- Encourage all faculty and staff to help increase enrollment
- Explore strategic enrollment management models
  - ▶ Our new strategic plan will guide our efforts in enrollment planning